



Office of National Drug Control Policy

Email Update

Dear friends,

Today's Email Update will focus on the results of the 2009 National Survey on Drug Use and Health (NSDUH). Each year during Recovery Month in September, the Substance Abuse and Mental Health Services Administration (SAMHSA) publishes the findings from NSDUH - the Nation's primary source of information on the prevalence, patterns, and consequences of substance use and abuse in the general U.S. population, ages 12 years and older. Conducted annually by SAMHSA, NSDUH is a scientific survey of approximately 67,500 people throughout the country.

The results of this year's survey are concerning and should serve as a call to action for youth, parents, communities, and government officials to continue increasing efforts to reduce drug use in the United States. The survey results indicate that current illicit drug use in America increased in 2009 compared to 2008 – with 8.7% of the population aged 12 years and older using illicit drugs in 2009 compared to 8.0% in 2008. Most of this increase was due to a rise in marijuana use. In addition, the number of current nonmedical users of prescription drugs increased 12% over 2008—from 6.2 million to 7.0 million Americans 12 or older.

While the findings of the survey are disappointing, they are not unexpected. Data from the last two years have shown that young people's attitudes about drugs and their risks – particularly marijuana – were softening. Fortunately, the National Drug Control Strategy outlines a comprehensive and balanced approach to changing the long-term trends of drug use and its consequences.

In this email, we have included several graphs that depict the overall trends from the 2009 NSDUH data. We have also created a webpage that contains key information about the survey and additional educational tools for youth, parents, communities, and others (see Related Links below). We encourage you to read and share the information below and check out our NSDUH webpage.

Tony Martinez
Associate Director
Office of Intergovernmental and Public Liaison
Executive Office of the President

Related Links

[ONDCP National Survey on Drug Use and Health webpage](#)

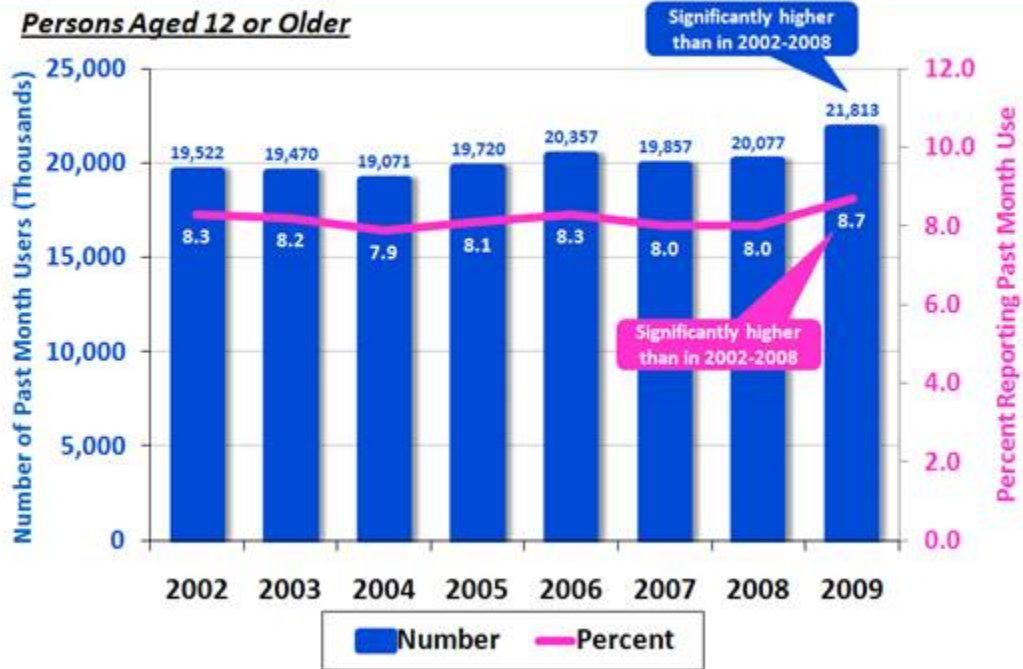
[Director Kerlikowske's Video Message](#)

[ONDCP Fact Sheet: 2009 National Survey on Drug Use and Health](#)

[2009 National Survey on Drug Use and Health – Full Report](#)

Key Findings from the 2009 National Survey on Drug Use and Health

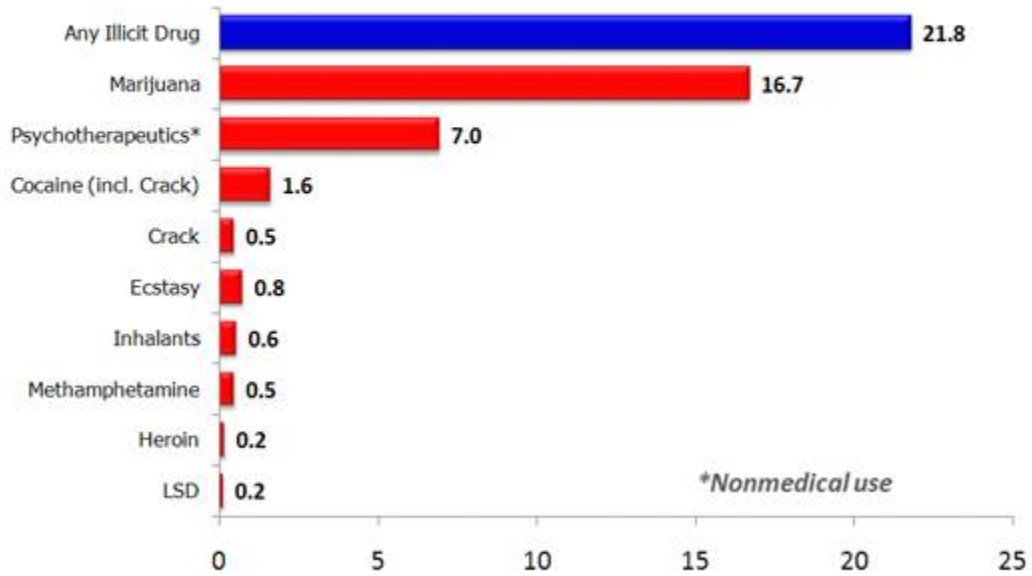
Current Use of Any Illicit Drug, 2002 - 2009



Source: SAMHSA, 2009 National Survey on Drug Use and Health (September 2010).

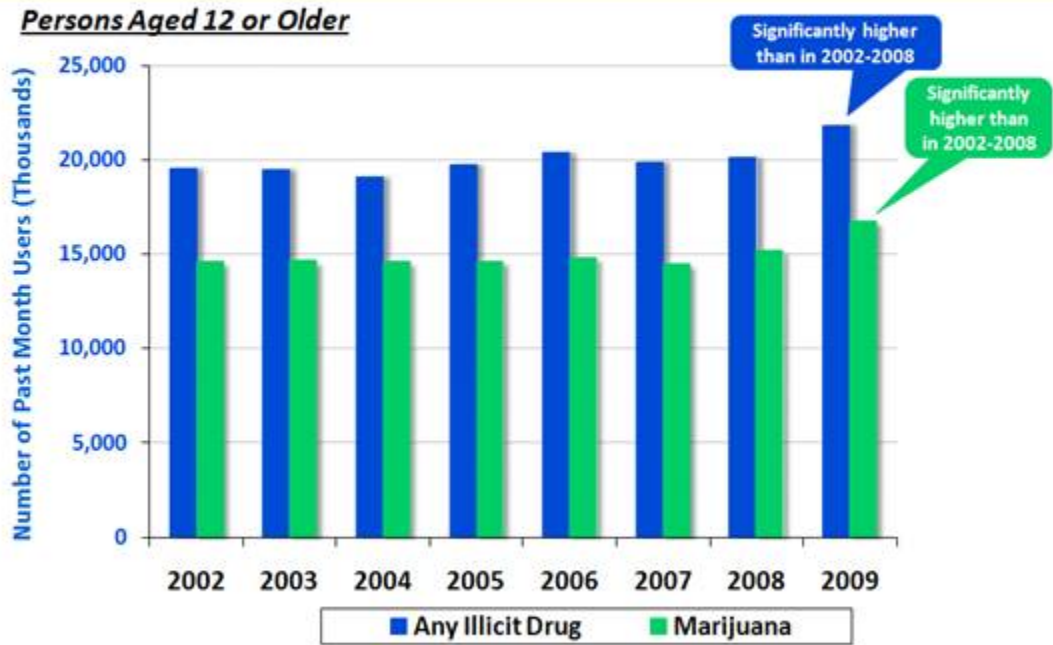
22 Million Americans were current (past month) users of an illicit drug in 2009.

Number of Past Month Users, Aged 12 or Older (Millions)



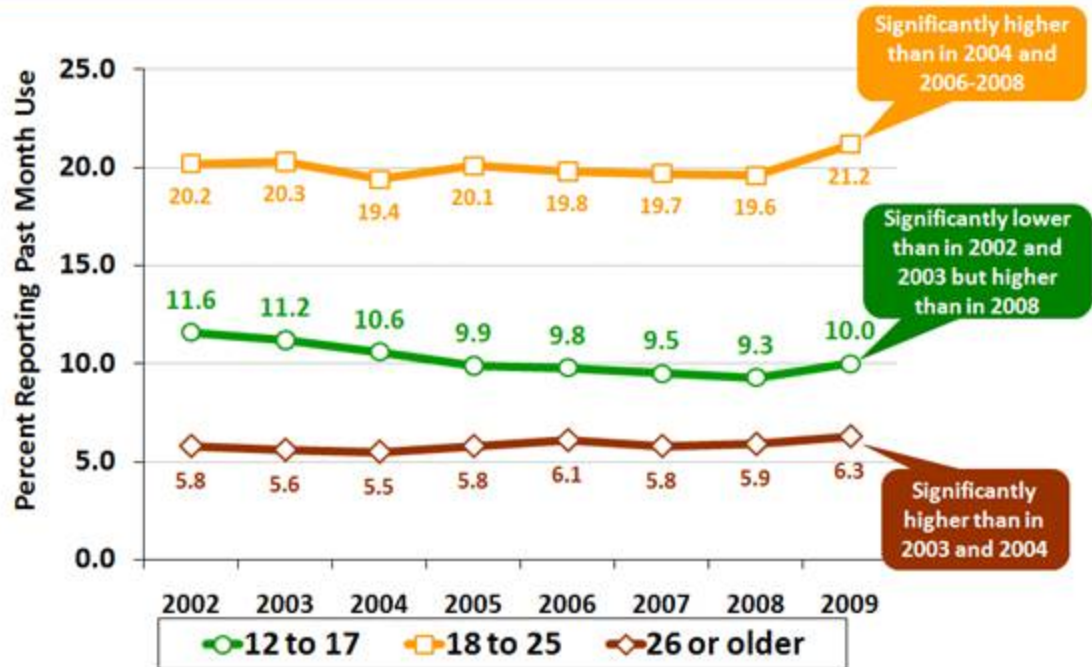
Source: SAMHSA, 2009 National Survey on Drug Use and Health (September 2010).

Marijuana Drives Trends in Any Illicit Drug Use 2002 - 2009



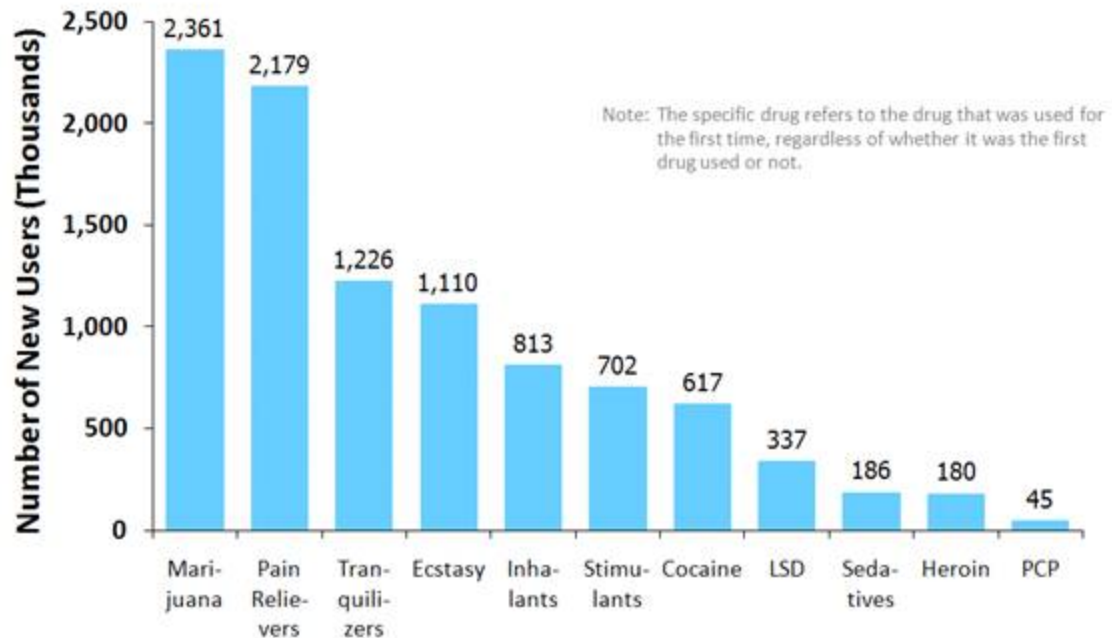
Source: SAMHSA, 2009 National Survey on Drug Use and Health (September 2010).

Current Any Illicit Drug Use By Age Group, 2002 - 2009



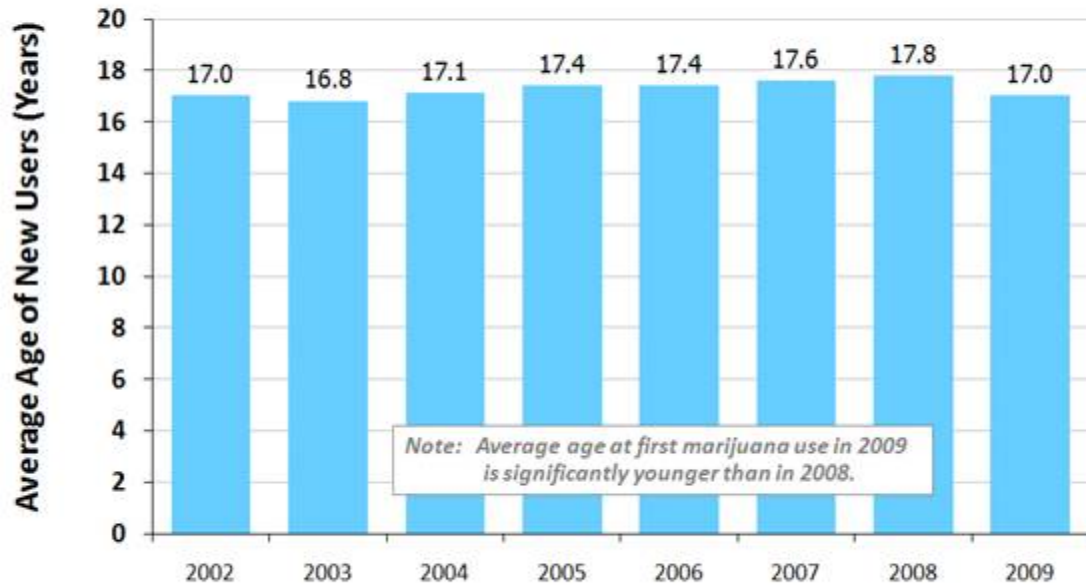
Source: SAMHSA, 2009 National Survey on Drug Use and Health (September 2010).

New Users in the Past Year of Specific Illicit Drugs among Persons Aged 12 or Older, 2009



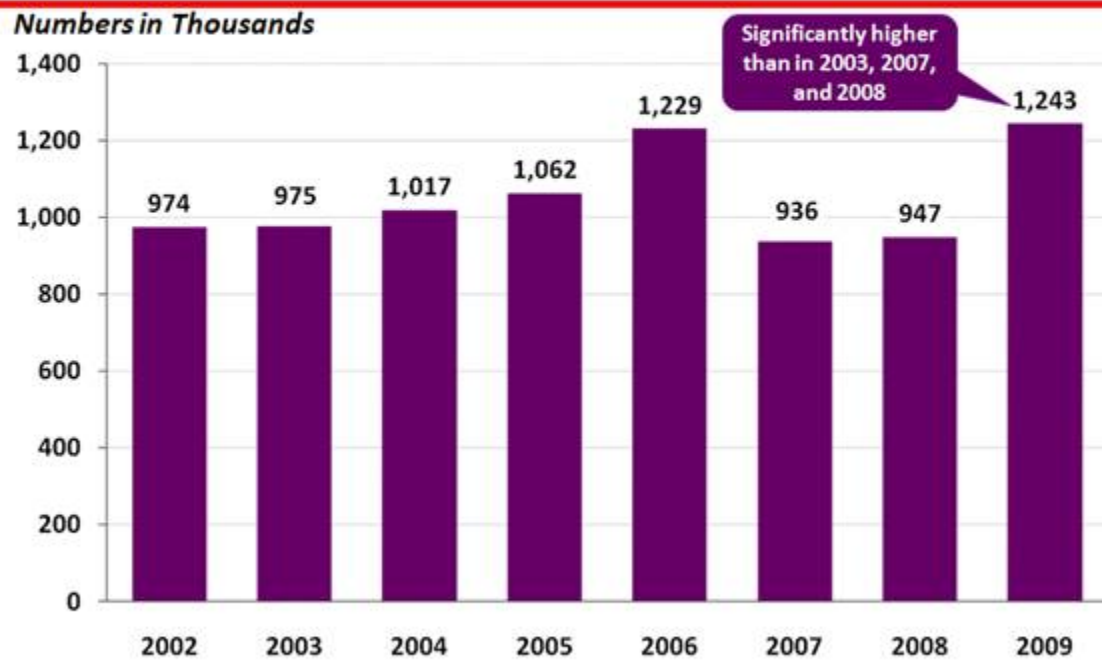
Source: SAMHSA, 2009 National Survey on Drug Use and Health (September 2010).

Average Age at First Use of New Marijuana Users in the Past Year among Persons Aged 12 to 49, 2002 - 2009



Source: SAMHSA, 2009 National Survey on Drug Use and Health (September 2010).

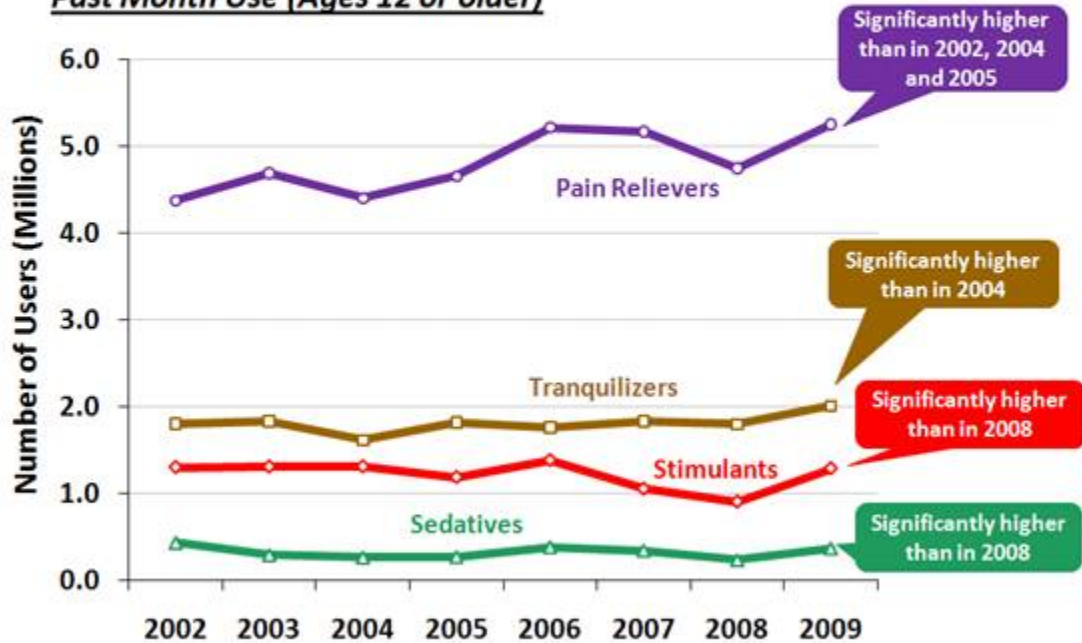
Number of Persons Aged 12 or Older Receiving Treatment in the Past Year for Marijuana Use: 2002 to 2009



Note: Past year treatment for marijuana is based on reporting of the drug for which treatment was received either currently or the last time treatment was received, among persons who received substance use treatment in the past 12 months.

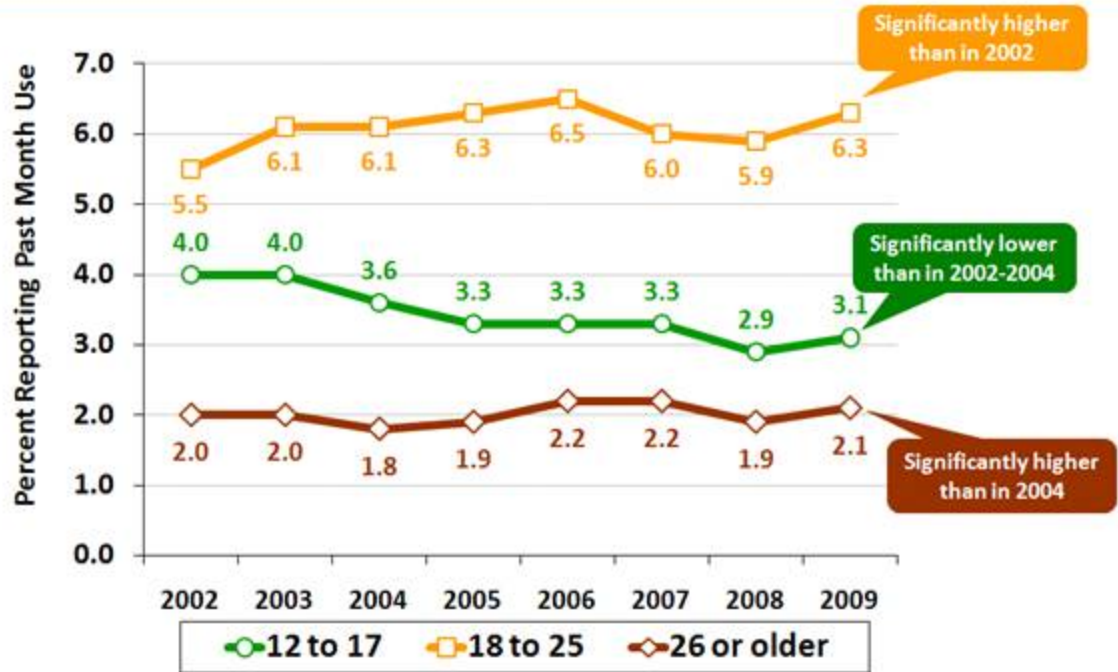
Current Nonmedical Use of Specific Prescription-Type Drugs, 2002 - 2009

Past Month Use (Ages 12 or older)



Source: SAMHSA, 2009 National Survey on Drug Use and Health (September 2010).

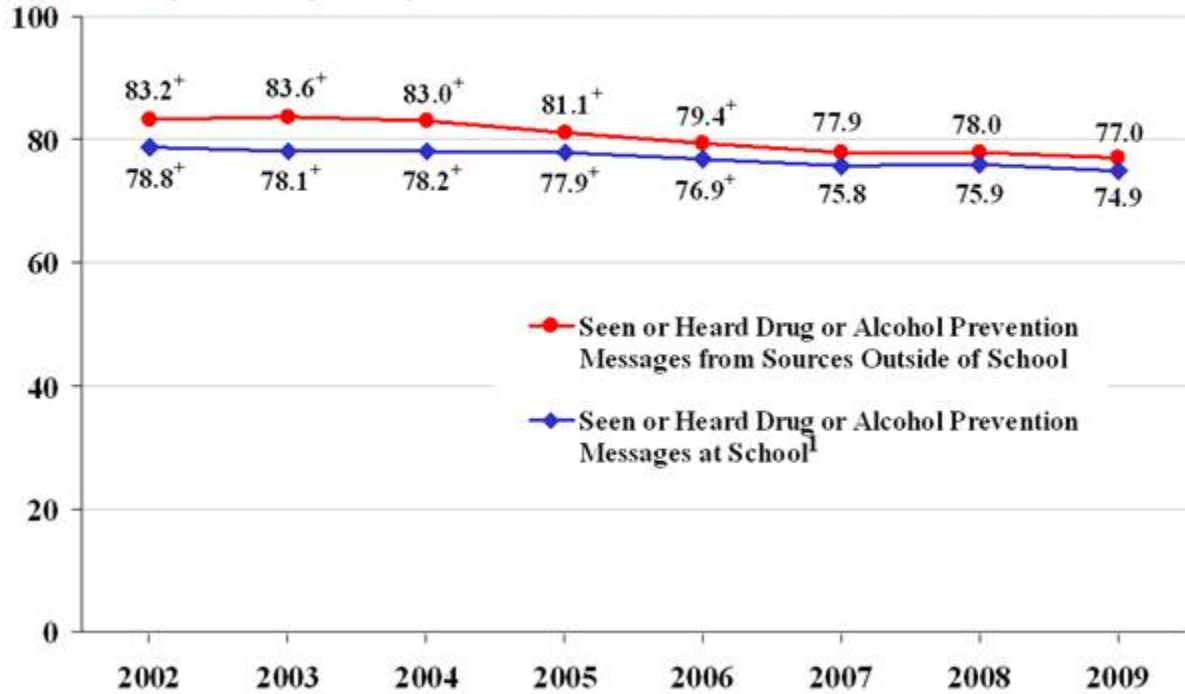
Current Nonmedical Use of Prescription-Type Drugs, By Age Group, 2002 - 2009



Source: SAMHSA, 2009 National Survey on Drug Use and Health (September 2010).

Exposure to Substance Use Prevention Messages and Programs among Youths Aged 12 to 17: 2002-2009

Percent Seeing or Hearing Messages in Past Year



⁺ Difference between this estimate and the 2009 estimate is statistically significant at the .05 level.

¹ Estimates are from youths aged 12 to 17 who were enrolled in school in the past year.

ONDCP seeks to foster healthy individuals and safe communities by effectively leading the Nation's effort to reduce drug use and its consequences.

www.whitehousedrugpolicy.gov

follow us on
twitter